



# State of the Produce for Better Health Foundation April 18, 2008



# Where We've Come From


# 2005 Priorities...




**New Brand Identity (Development)**



**Dietary Guidelines**



**National Action Plan**





## 2006 Priorities...

**Fruits & Veggies—More Matters  
(Planning & Retooling)**

**Dietary  
Guidelines**

**Gen X Moms**



## 2007 Priorities...

**Fruits & Veggies—More Matters**  
**(Launch & Monitoring)**

**Dietary  
Guidelines**

**Gen X Moms**



# Planning Process



# Business Planning Cycle

3 <sup>rd</sup> -4 <sup>th</sup> Q	1 <sup>st</sup> Q (Feb)	2 <sup>nd</sup> Q (April)	3 <sup>rd</sup> Q	4 <sup>th</sup> Q (Oct)
Board Interviews	Strategic Planning Mtg Comprehensive 3-Year Review	Board Reviews & Approves Strategic Plan	Committees & Staff Develop Business Plan	Executive Committee Approves Business Plan
Quarterly Updates of Current Year Business Plan to Executive Committee				



# 2007 Board Interview Summary

- PBH offers similar relevancy over time:
  - Unified Marketing Message
  - Networking Opportunity
  - Credibility/Research
- Streamlined effort/focus is respected
- PBH Challenges:
  - Funding/Showing ROI
  - Keeping Unity/Traction Behind Brand
  - Food Safety Diverts Attention Away



# 2008-2010 Strategic Plan

## Mission Statement

- To lead people to eat more fruit and vegetables because it matters for their better health.

## PBH's Role in Accomplishing Mission

- To cultivate all partners, industry, consumer influencers, and thought leaders as advocates for Fruits & Veggies—More Matters.

## PBH's One Main Thing

- Change behavior through moms.



# Change Behavior Through Moms

1. Implement comprehensive Fruits & Veggies—More Matters marketing, communications, and Education effort targeted to moms (Message)
2. Secure sustainable funding source for PBH (Sustainability)







# 2008 PBH Priorities...

**Fruits & Veggies—More Matters**  
**(Building on Momentum & Monitoring)**

**Gen X Moms**

**Sustainable PBH  
funding source**







## 2009 PBH Priorities...

**Fruits & Veggies—More Matters**  
**(Building on Momentum & Monitoring)**

**National  
Action  
Plan  
Review**

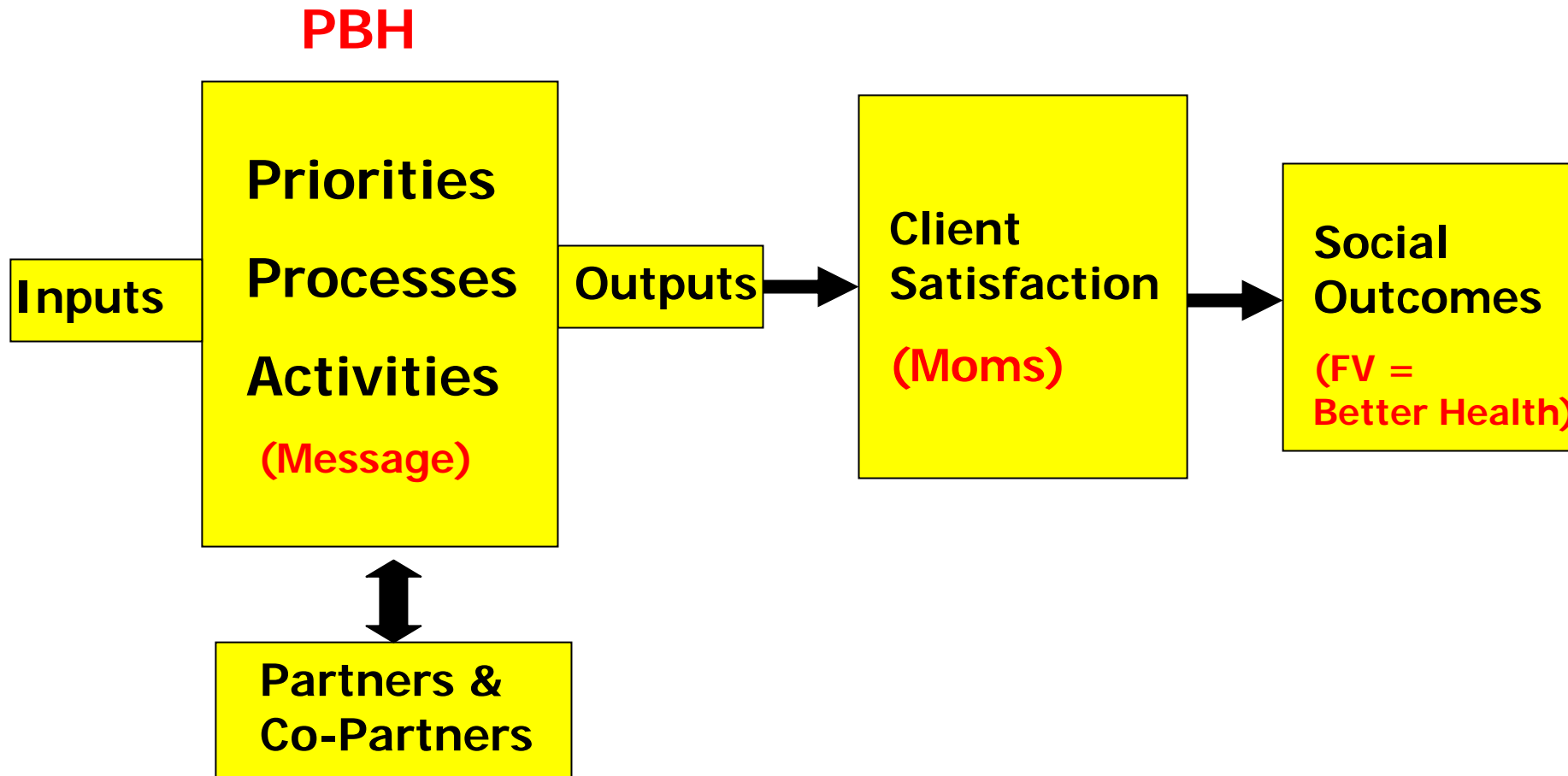
**Gen X Moms**

**Sustainable PBH  
funding source**





# Non-Profit Value Chain



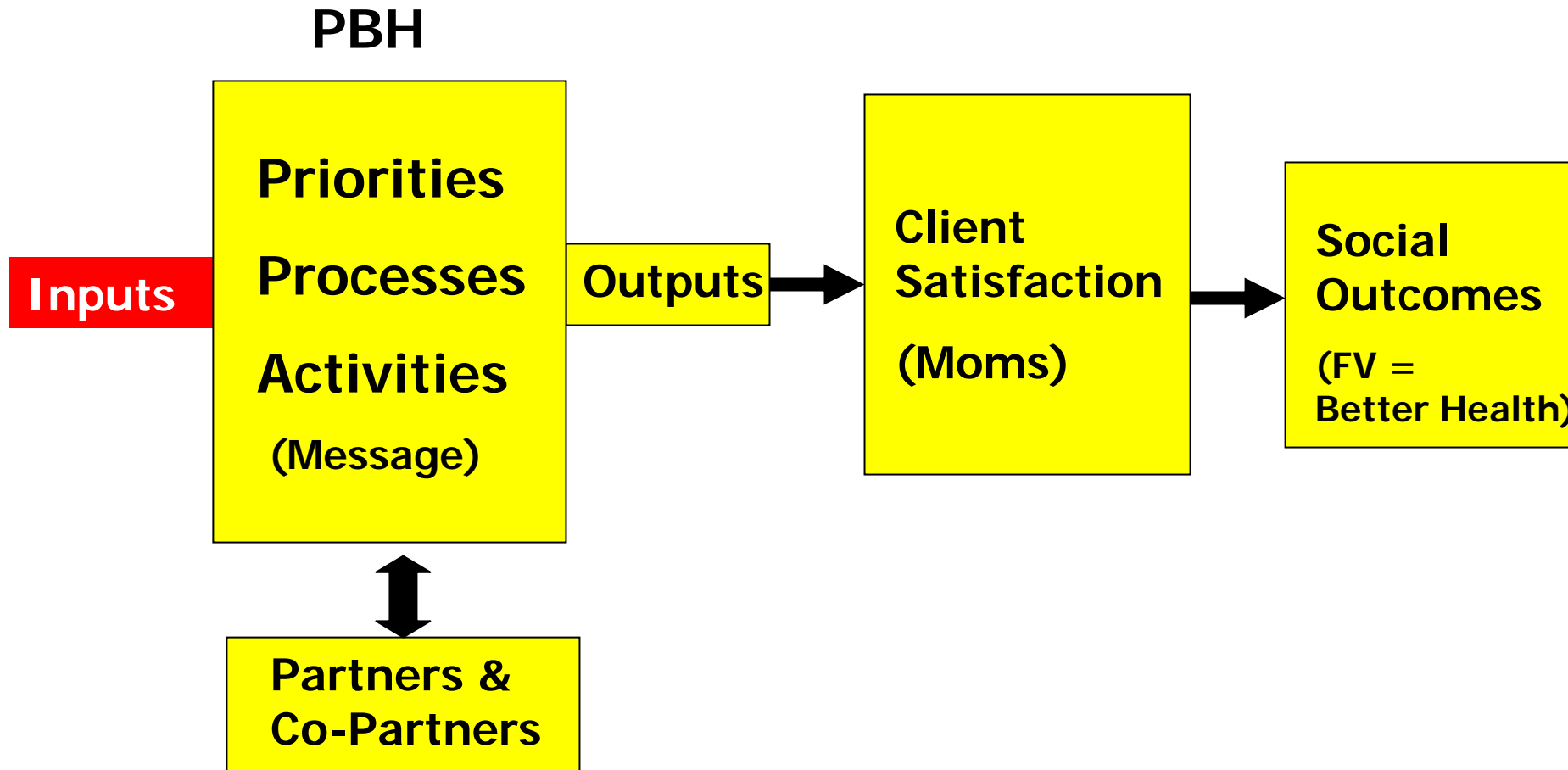


# Current Inputs

- 2007 Sources of PBH Income:
  - 51% Annual Giving
  - 18% Net Catalog Sales
  - 15% In-Kind
  - 12% Sponsorships
  - 2% Net Special Events
  - 1% Interest/Dividends
  - 1% Grants

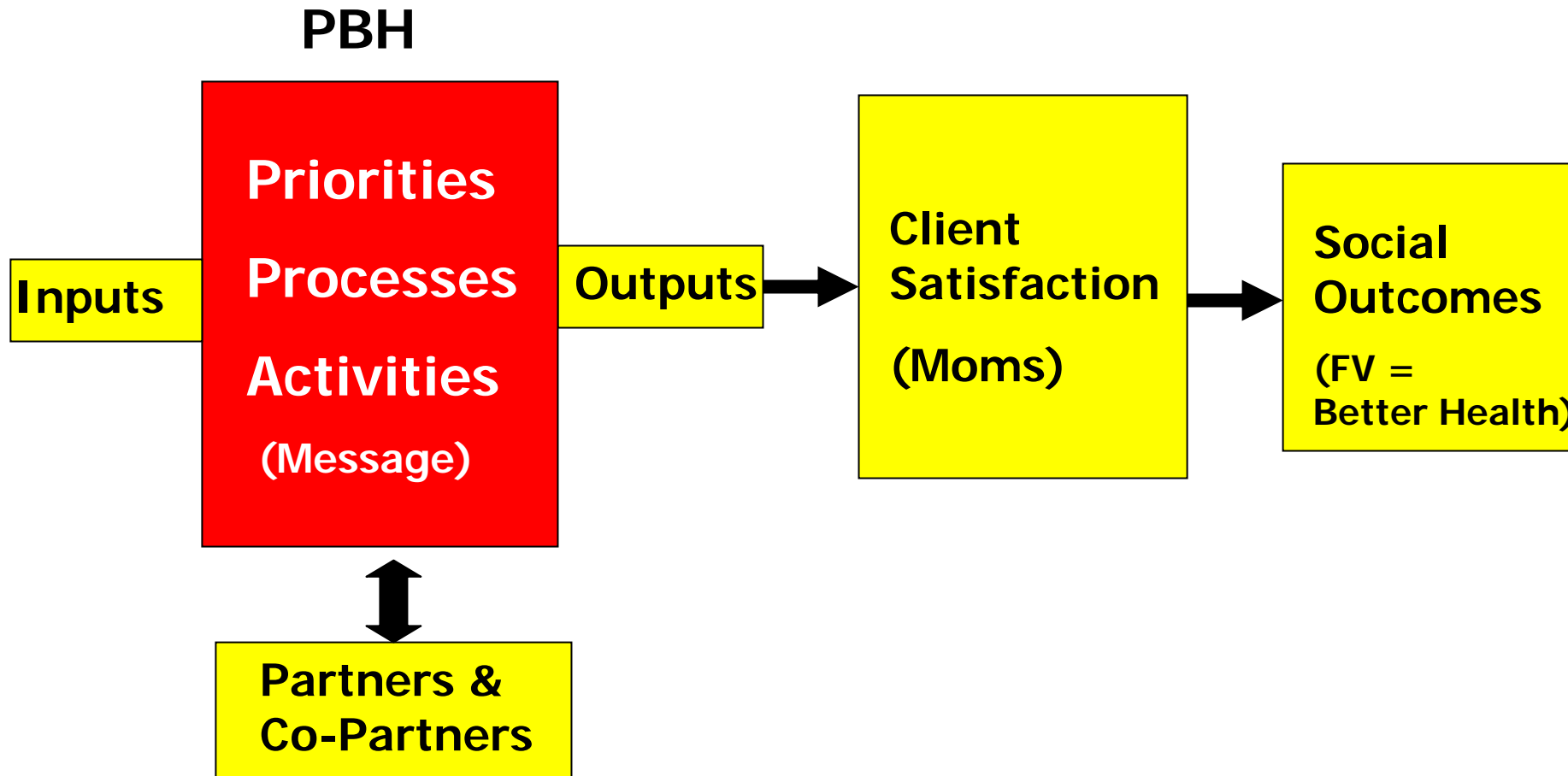


# Non-Profit Value Chain





# Non-Profit Value Chain





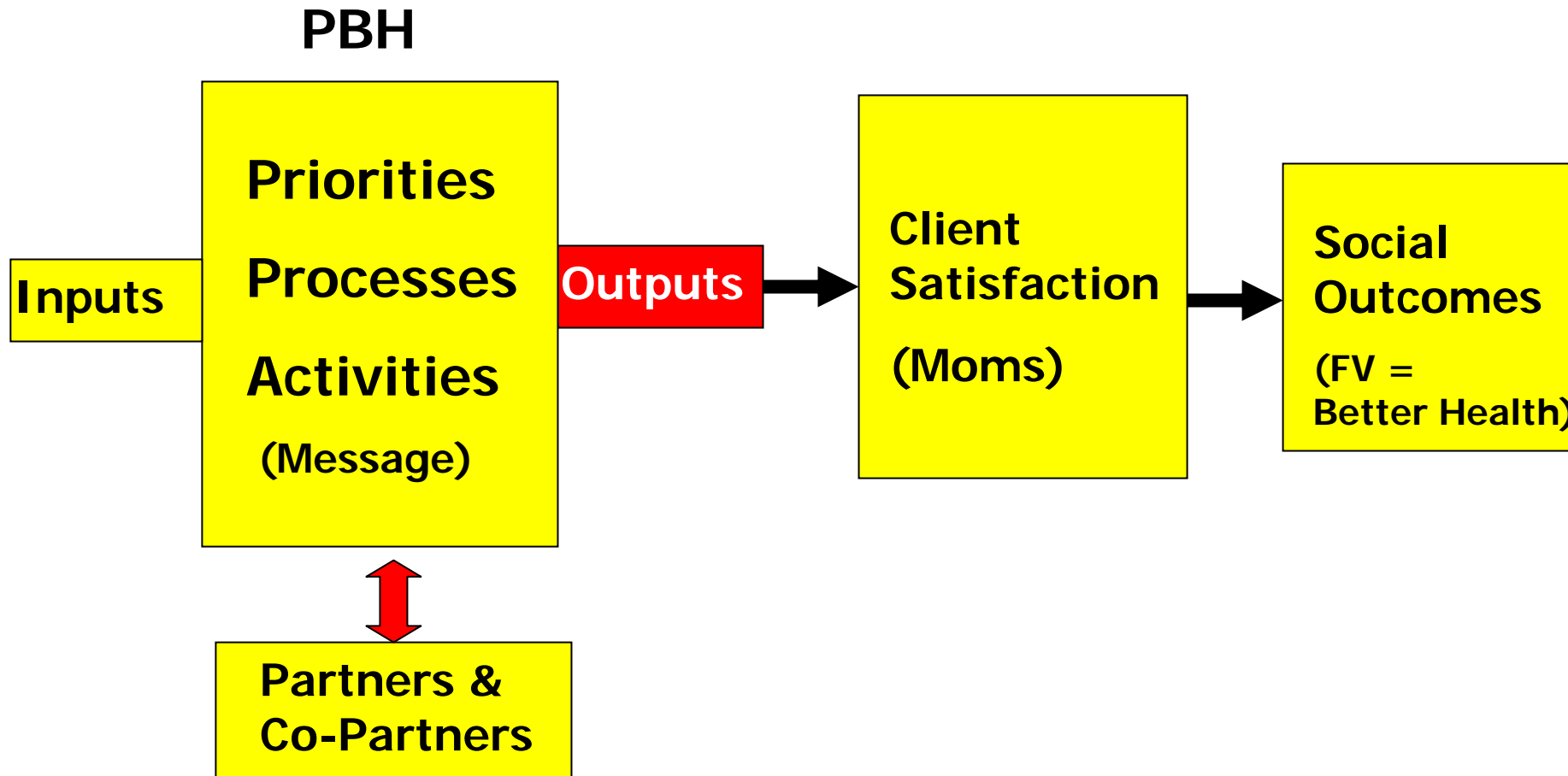
# The Message (Activities)

Reach Gen X moms (and her family )

- ... direct via the internet
- ... through retail support
- ... through grower/shipper/processor support
- ... through state/nat'l public health support
- ... through educators & health professionals
- ... through the media



# Non-Profit Value Chain





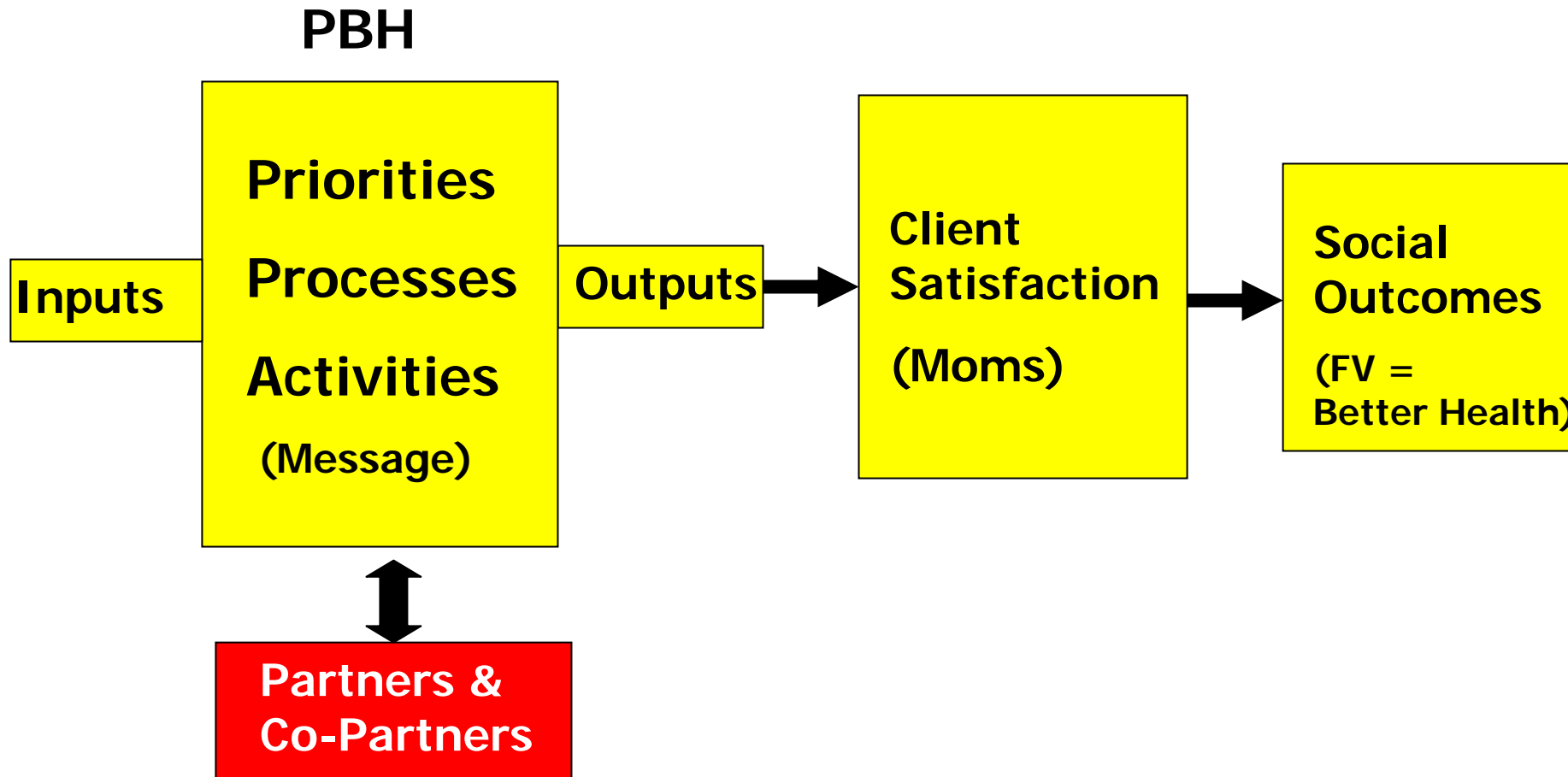
# PBH Outputs

Reach Gen X moms (and her family )

- ... internet (**websites, web mktg, newsletter**)
- ... retailers (**licensing, brand tool kits, & NL**)
- ... suppliers (**packaging & brand tool kit**)
- ... state/nat'l health (**licensing & brand asst.**)
- ... educators & health professionals (**catalog**)
- ... media (**press releases, research**)



# Non-Profit Value Chain





# Partners & Co-Partners

Reach Gen X moms (and her family )

- ... internet
- ... **retailers**
- ... **suppliers**
- ... **state/nat'l health**
- ... **educators & health professionals**
- ... **media**

# Schnuck Markets – Retail Role Model

Weekly Ad Support

**PRODUCE**

Getting your family to eat a good breakfast can be a full time job. We want to help!

**10 for 10**  
Fruit Naturals

**10 for 10**  
Roma Tomatoes

**10 for 10**  
Red Radishes

**10 for 10**  
Mangos

**fruits & veggies more matters.**

Why Fruits & Veggies | Planning & Shopping | Cooking | Get Kids Involved | Menu/Meal | Healthy Resources

**Insider's Viewpoint: Mouthwatering Mangos**

**Mouthwatering Mangos**

Need time you snap the produce aisle, don't forget the mangos! Prices for these sweet, tart, fragrant, and juicy morsels, a mango's flavor is unique and exotic, a taste of the tropics. Available year round, purchase a large mango with a sweet cream, sliced and eat or use in your lemonade, smoothie, or in the smoothie bowl.

**Rosanne Torolan**  
Food Editor and Community Specialist at Schnuck's Markets, Inc.

"Refrigerate ripe mangos in a plastic bag in the refrigerator and use within three days."

Participate in PBH activities & website

Community outreach

POS Sign Program

Engaging departments beyond "Produce"

**Schnuck's**  
**SWEET PEAS**  
**TENDER**  
**NO SALT ADDED**

<b>Nutrition Facts</b>	
Serving Size 1 1/2 cups (125g)	
Amount Per Serving	
<b>Total Fat</b> 1g	2%
<b>Sodium</b> 10mg	0%
<b>Total Carbohydrate</b> 10g	2%
<b>Dietary Fiber</b> 3g	12%
<b>Sugars</b> 5g	
<b>Protein</b> 4g	8%
<b>Vitamin A</b> 8%	<b>Vitamin C</b> 20%
<b>Calcium</b> 2%	<b>Iron</b> 8%
Percent Daily Values are based on a diet of people who love to eat!	

**FPO**

**fruits & veggies more matters.**  
**Health and Happiness**

**Challenge Key:** 10-100 - Low salt, 10-100 - High salt, 10-100 - No salt, 10-100 - Low fat, 10-100 - High fat, 10-100 - No fat, 10-100 - Low sugar, 10-100 - High sugar

# FoodChamps.org



Hey Moms!  
Learn more at:

fruits & veggies  
more matters.

Jan  
What should we do today?

## Fruit & Veggie Color Champions™

**Fun & Games**  
(ages 2 - 5)

**Fun & Games**  
(ages 6 - 8)

**Artwork**

**Coloring Sheets**

**Recipes**

**Activity Pages**



# Michael Marks





# 5 A Day Logo Phase Out

Transition to Fruits & Veggies—More Matters®  
Phase out all 5 A Day The Color Way and 5 to 9 A Day  
Logos by **January 1, 2009.**



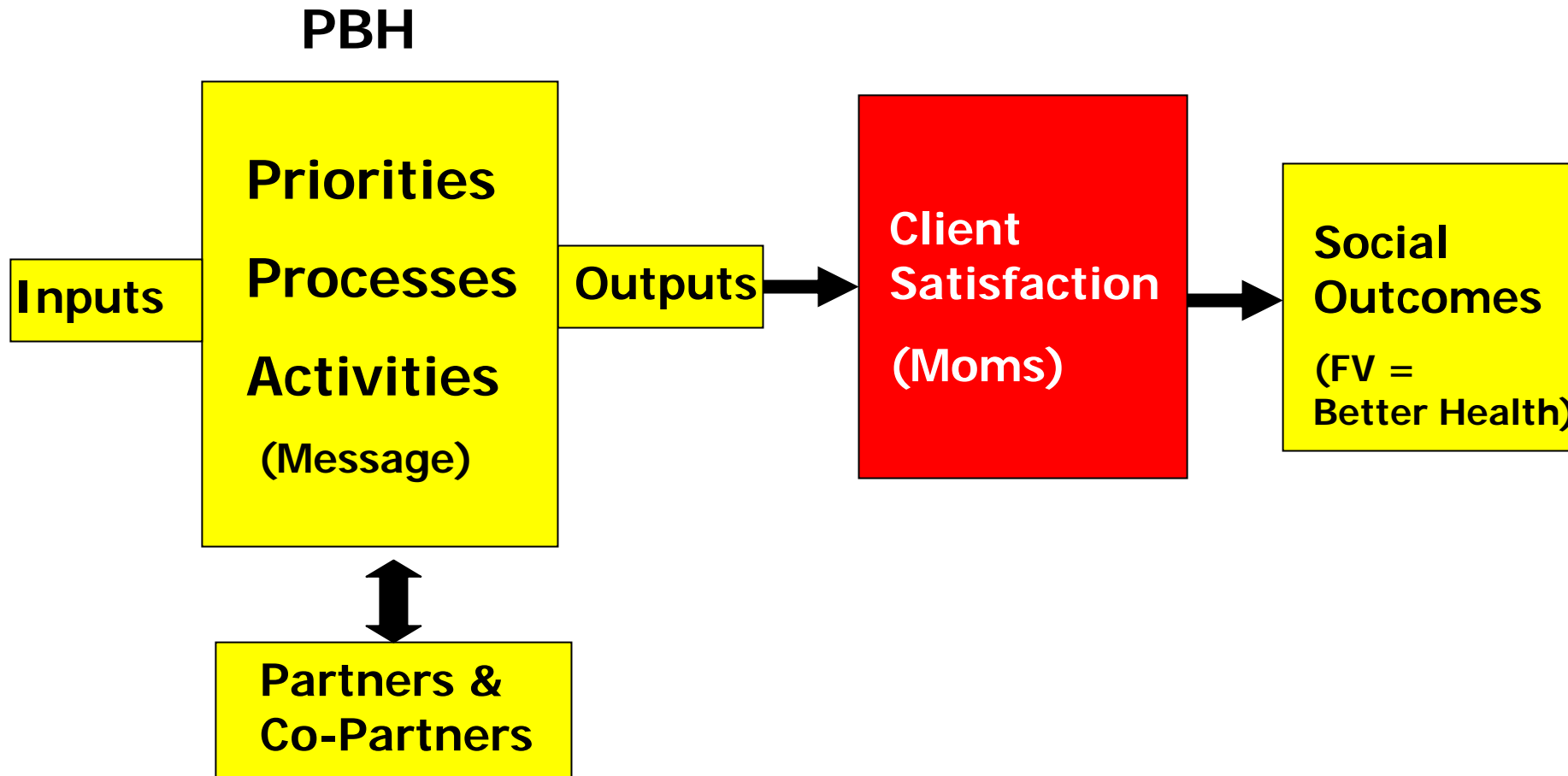


# What You Can Do

- Incorporate Fruits & Veggies-More Matters
  - into your communications vehicles to employees and consumers
  - in POS materials, programs, promotions for retailers
  - on other in-store signage and in circulars
  - onto your website, link to [fruitsandveggiesmorematters.org](http://fruitsandveggiesmorematters.org)
  - in displays in your organization's foyer, employee's lunchroom or conference room highlighting September's observance
- Place Opeds/Letters to Editors by supermarket consumer affairs directors in local newspapers
- Collaborate with State F/V Nutrition Coordinator
- Forward PBH's Keeping Moms Informed e-newsletter to your employees or distribution lists
- Adopt A School(s)



# Non-Profit Value Chain



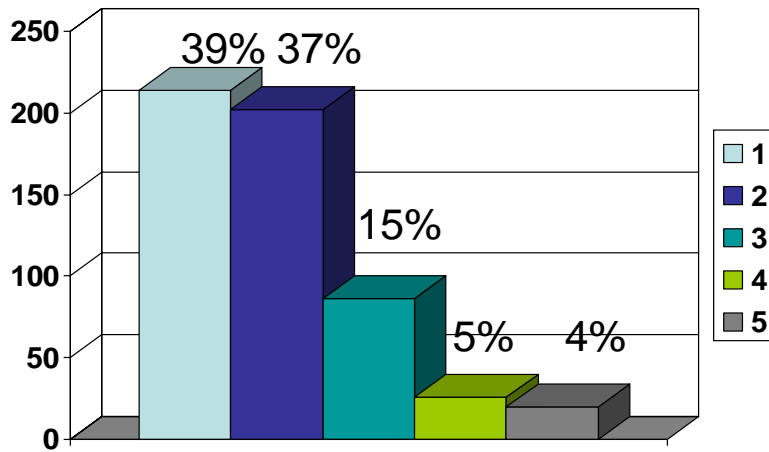


# Client Satisfaction

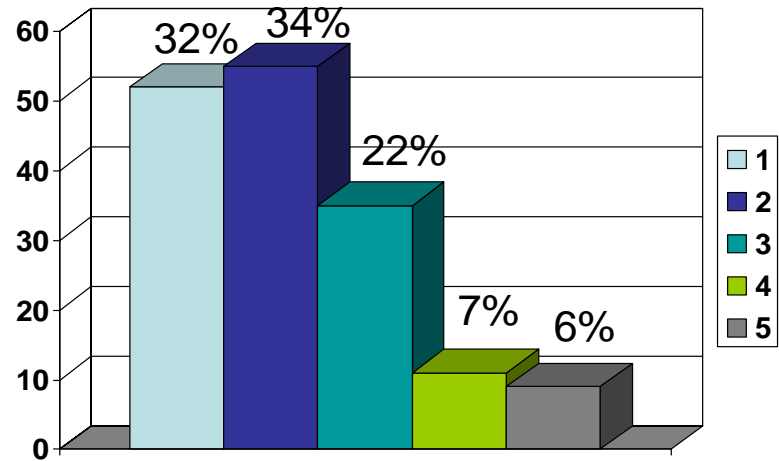
- Web exit surveys, traffic patterns
- Change in attitude, knowledge, behavior of Gen X moms over time
- Assess Moms who go online for healthy eating information
- Logo familiarity



# “I found the information that I was looking for.”



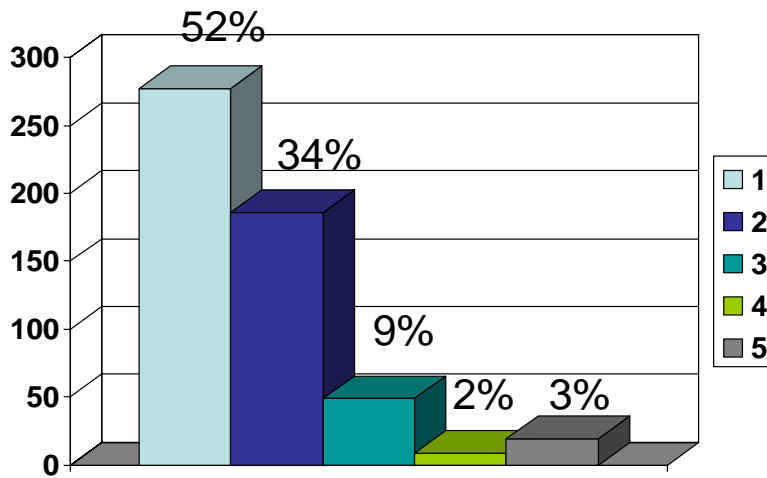
ALL



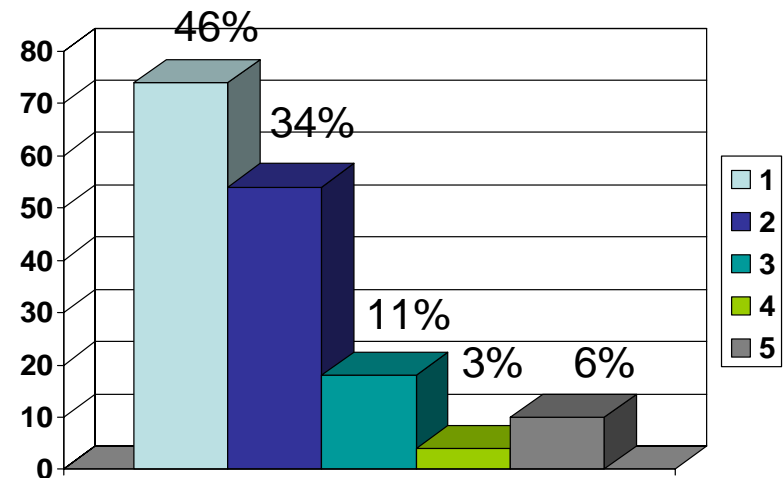
GEN X



# “I intend to use this information.”



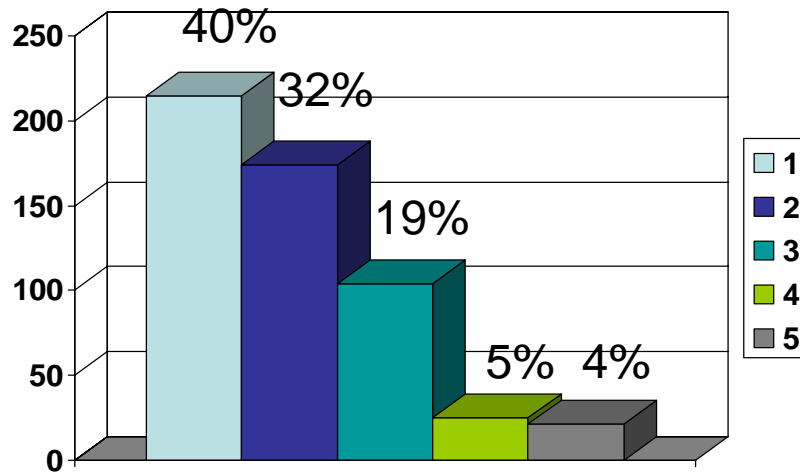
ALL



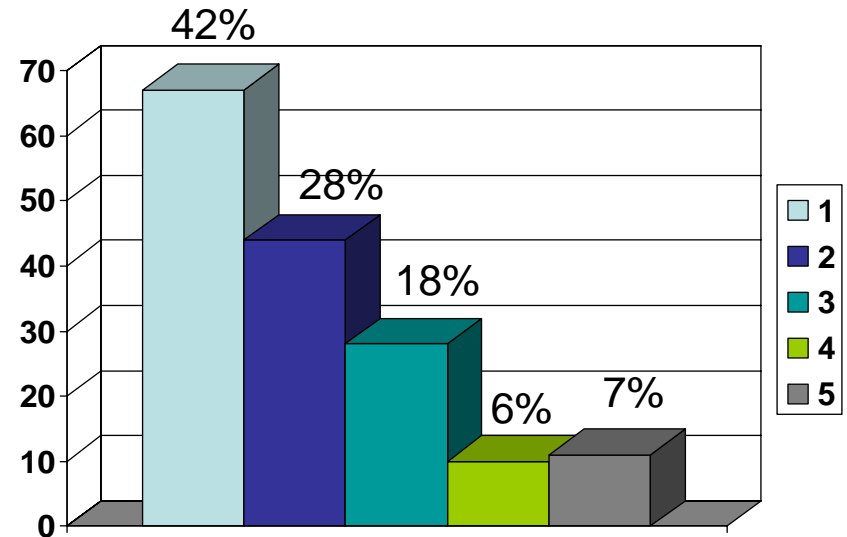
GEN X



**“This site motivates me to increase my family’s fruit and vegetable intake.”**



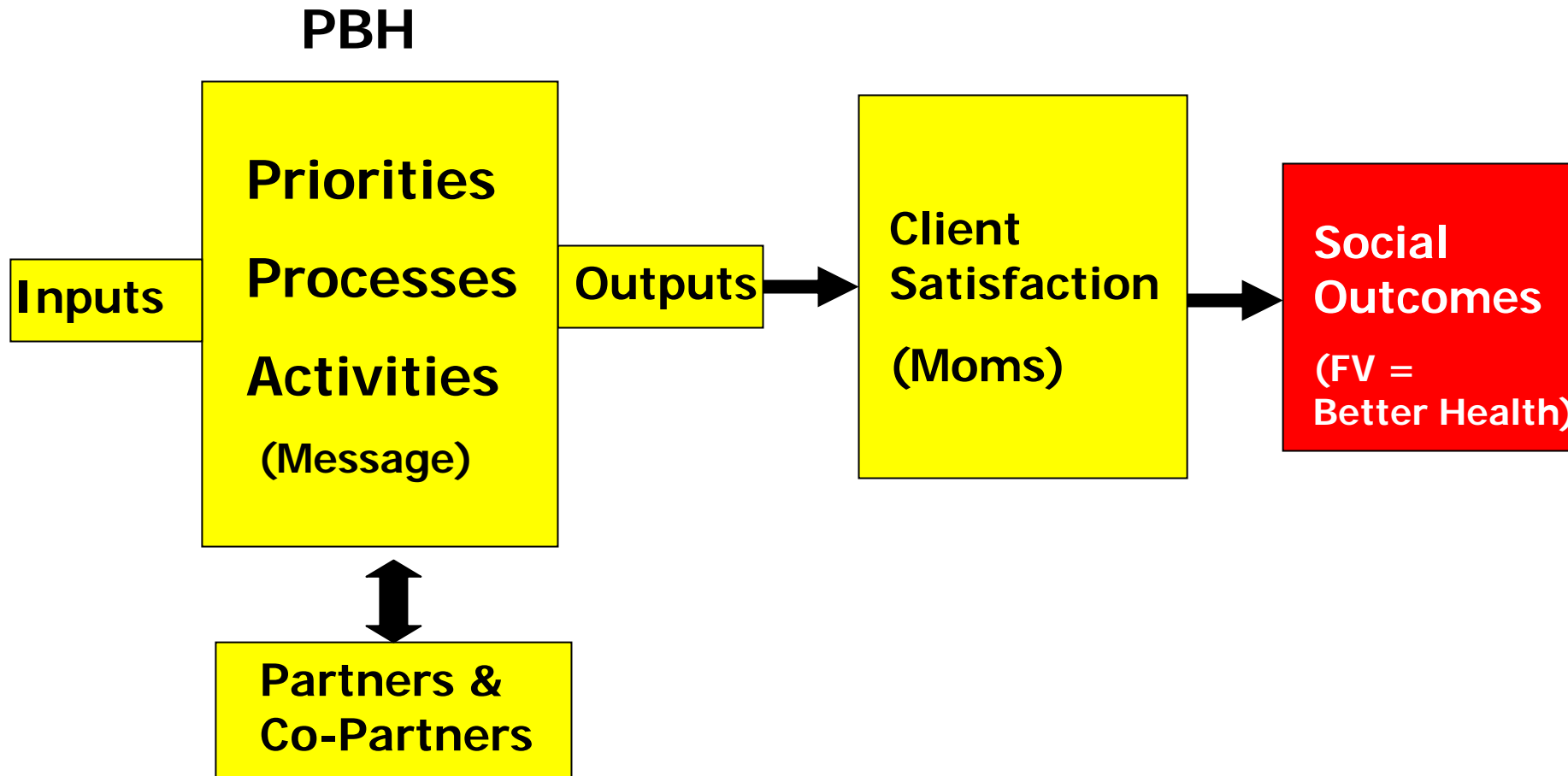
**ALL**



**GEN X**



# Non-Profit Value Chain



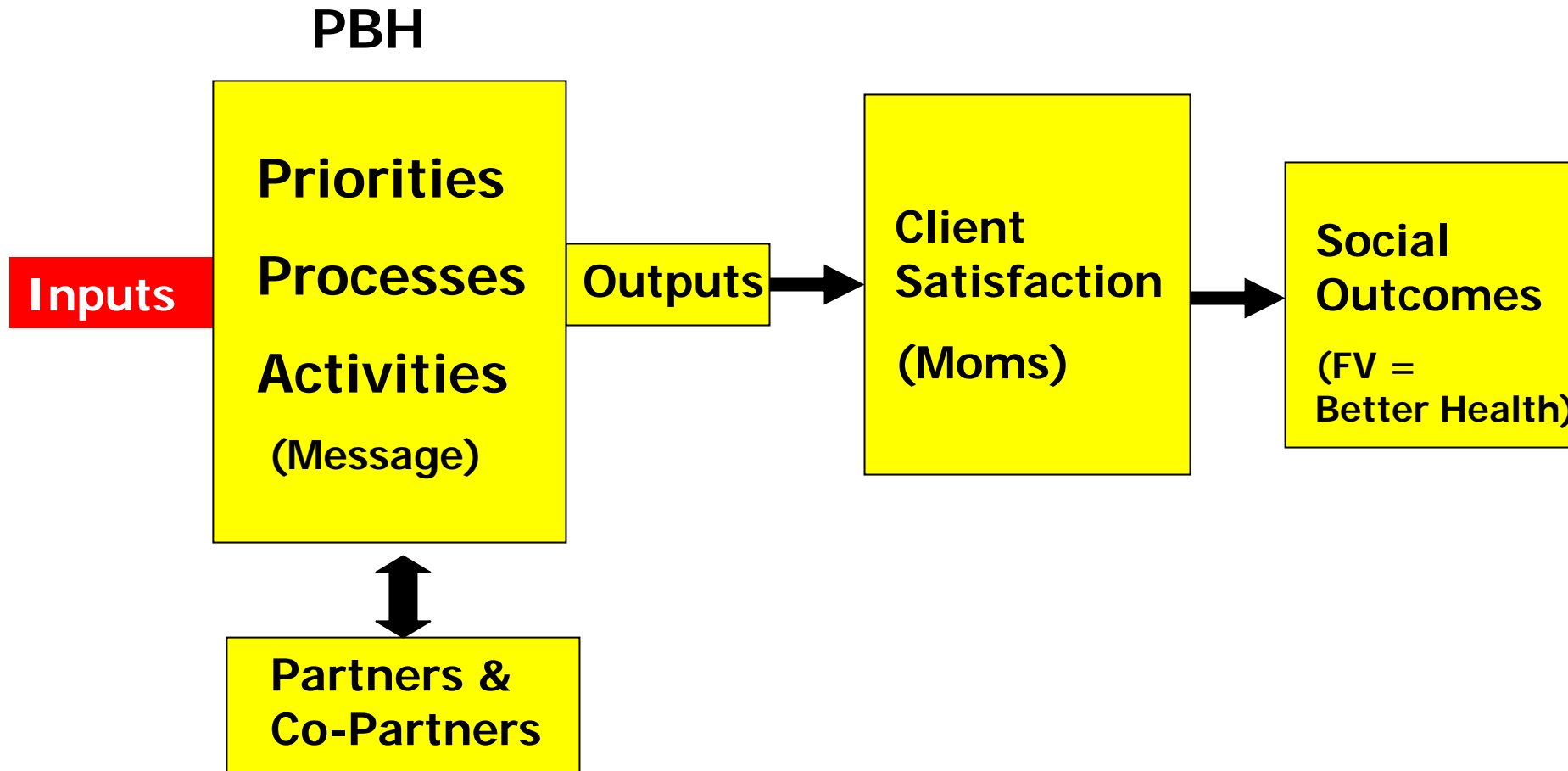


# Social Outcomes

- Change in consumption of f/v in Gen X moms (and her family ) vs. the rest of the pop'n over time (3 years)
  - Retail loyalty card data
  - Other annual benchmarks



# Non-Profit Value Chain





# Inputs (Sustainability)




# Sustainability Task Force

- August 6, 2008
- Reviewed current program revenue
- Reviewed what's been tried & discontinued
- Reviewed what's been considered, but not tried
- Discussed future potential revenue



# Implement newly identified sustainability funding model

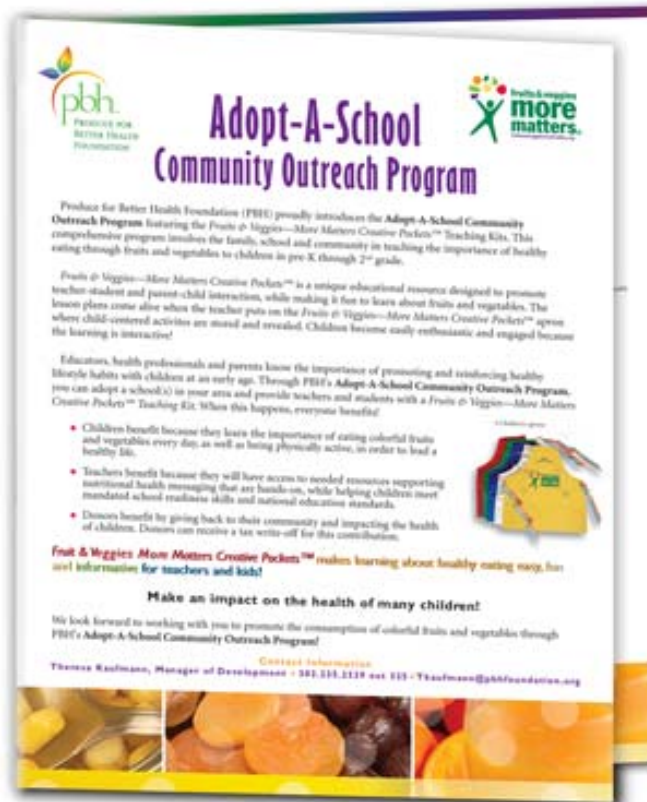
A. 2008 Goal: Secure \$3.0M in gross catalog sales





# Adopt-A-School Program

Support your local school by donating relevant nutrition education materials





# Implement newly identified sustainability funding model

B. 2008 Goal: Identify avenue to pursue regarding a viable state/federal funding mechanism.



# Impact of Social Marketing



# Verb

- **What:** National integrated, multi-media youth campaign to increase physical activity
- **Budget:** \$125 MM- \$60 MM (\$350 MM total over 2002-2007)
- **Target Audience:**
  - tweens, 9-13 (primary)
  - parents (secondary)
- **Examples:**





Kids who are physically active are a step ahead when it comes to their health. They feel better about themselves, too. It's easy to get them moving. How about a family fun run? Hey, even walking the dog counts. Get your kids active. Get the whole family to join in. Remember, active means healthy. What could be simpler?



Mark created by the U.S. Department of Health & Human Services and the Centers for Disease Control and Prevention.



# Verb

- **What:** National integrated, multi-media youth campaign to increase physical activity
- **Budget:** \$125 MM- \$60 MM (\$350 MM total over 2002-2007)
- **Target Audience:**
  - tweens, 9-13 (primary)
  - parents (secondary)
- **Results:**
  - 70% awareness of campaign in year 1
  - **20% increase** in free-time activity among several “at-risk” segments
  - Causal link between activity levels and those aware of campaign and those that were not



# Truth

- **What:** National integrated, multi-media youth smoking prevention campaign
- **Budget:** 100 mm 1<sup>st</sup> year; 30 MM annually
- **Primary Target Audience:** youth 12-17
- **Example:** <http://www.youtube.com/watch?v=7abIkin2mA8&NR=1>
- **Results:**
  - Accelerated 18% decline in youth smoking rates between 2000 and 2002; 22% of decline attributable directly to campaign (300,000 fewer smokers due to campaign) (4% due to campaign)
  - **Dose-response relationship** between level of exposure to campaign and changes in smoking



# Office of National Drug Control Policy

- What: National integrated, multi-media youth anti-drug media campaign
- Budget:
  - 2000 -- \$180 MM
  - 2005 -- \$ 90 MM
- Target Audience:
  - Teens (14-16) “Above the Influence”
  - Tweens/Parents “The Anti-Drug”
- Example: <http://www.youtube.com/watch?v=4WLEwRdi0QU&NR=1>  
<http://www.mediacampaign.org/mg/television.html>
- Results: **23% decline** in adolescent drug use rates between 2001-2006



# 1% or Less

- What: Comparison of use of mass media (1996) vs paid ads, PR, and community outreach (1995) to switch from whole to low-fat milk
- Budget: \$43,000 (1996) and \$61,000 (1995)
- Ad Budget: \$26,000 (1996) and \$24,000 (1995)
- Target Audience: Adults?
- Results: **34% switched** (1996); **38%** (1995)
- Cost/person: \$0.1 (1996); \$0.22 (1995)



# Western Australia

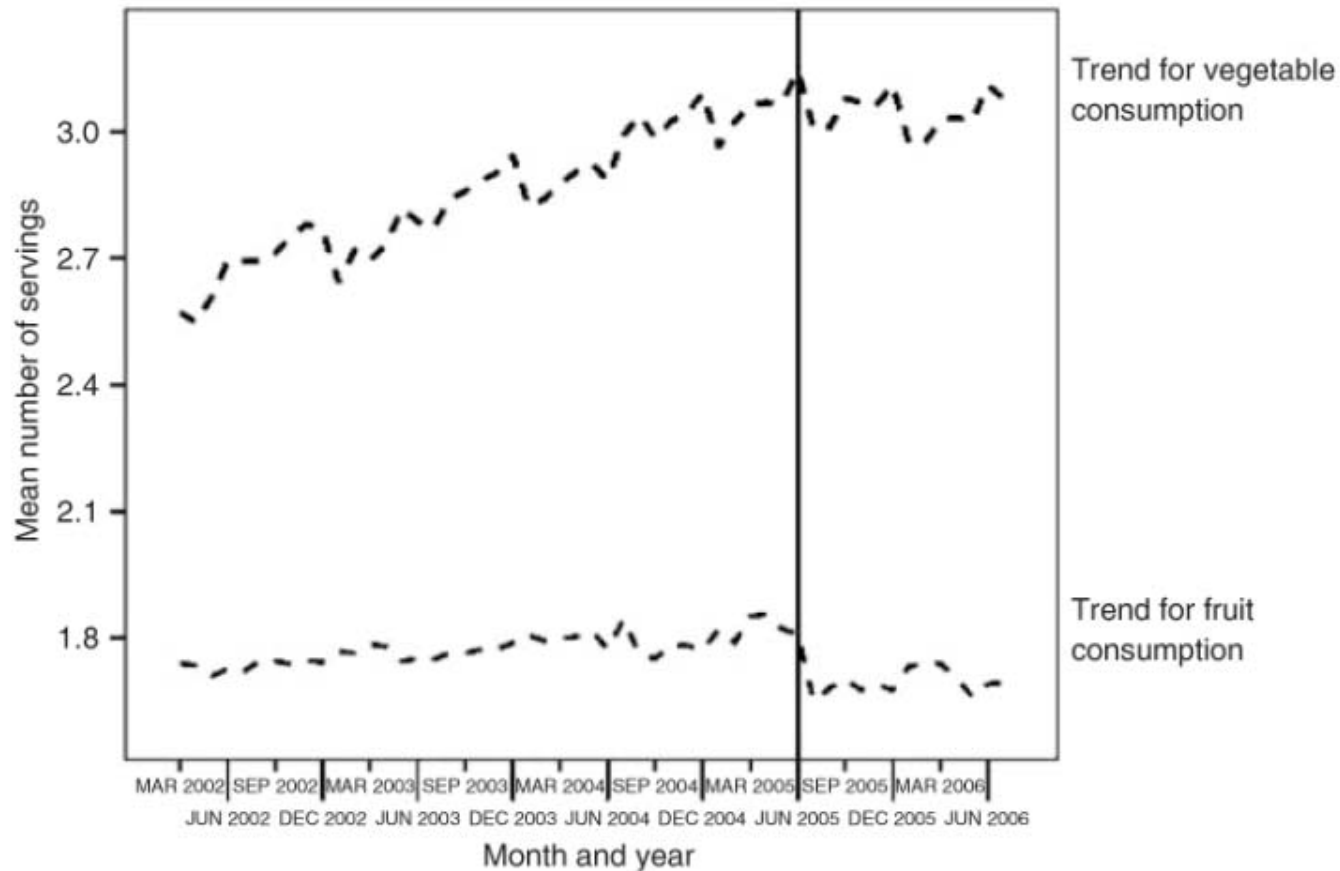
- What: 2002-2005, state-based multi-strategy social marketing campaign to boost awareness of 5 & 2 Veg & Fruit awareness & consumption
- Advertising Budget: \$330,000-\$800,000 (total pop'n 2 M)
- Target Audience: Adults > 18
- Results: Adult increase of 0.8 servings over 3 years of campaign (19%)





# Western Australia

CM Pollard *et al.*



**Fig. 2** Trends for fruit and vegetable consumption, persons aged 18 years and older, Western Australia, March 2002 to July 2006



## Recall that ....

- **public health campaigns are more successful when campaign managers:**
  - conduct formative research
  - segment audiences
  - design messages targeted to specific audiences
  - use many message channels
  - conduct process evaluation while campaign is running
  - use outcome evaluation\*

\* (Noar, S.M., "A 10-year retrospective of research in health mass media campaigns: where do we go from here?" 2006)



# A Matter of Magnitude

- Verb: \$60-125 MM/yr – 20% growth; 2 yrs
- Truth: \$30-\$100 MM/yr – 4% decline; 3 yrs
- Anti-Drug: \$90-180 MM/yr – 23% decline in 5 years
- 1% or Less: \$.043-\$.061 MM– 34% & 38% switched in 6 weeks
- W. Australia: \$0.565 MM/yr – 19% growth in 3 years (4.2 to 5.0 servings)
- USDA Disappearance – 19% growth in 35 years



## Relative Cost

- Verb: \$2.86-**\$6** /person/yr
- The Anti-Drug: **\$1.64** /person/yr
- W. Australia: \$0.23-**\$0.56** /person/yr
- 1% or Less: \$0.1-**\$0.22** /person
  
- Truth: \$1.43-**\$4.76** /person/yr
- PBH: **\$0.29**/Gen X Mom/yr



# A Matter of Magnitude

- If budget: \$50-\$200 MM
  - Possible **19%** increase in consumption among target audience of 21 million Gen X moms (7% of pop'n) and her families (28% of pop'n) = 5.3% increase in overall consumption
  - Current f/v sales: \$32 B x **5.3%** = \$33.7 B
  - **Net: \$1.7 B/yr after 3 years**
- If budget: \$50-\$200 MM
  - Possible **19%** increase in consumption among adults only (72% of pop'n) = 13.7% increase in overall consumption
  - Current f/v sales: \$32 B x **13.7%** = \$36.4 B
  - **Net: \$4.4 B/yr after 3 years**



# A Matter of Magnitude

- Fruits & Veggies—More Matters
- Message Channels
  - Industry
  - Federal & State Government
  - Public health/educators/moms
- Funding
  - 2012 Farm Bill





# A Matter of Magnitude

